


# WEEK 1

## *God Gives Food*


**Preparation:**  
Read Exodus 16:1-36, using the Bible study notes to help you.

**Lesson Aim:**  
To show how God provides for his people's material needs.



and roost on the ground or in low bushes. When exhausted they would be unable to fly and so be caught easily. The quail were a delicacy in Egypt. There is only a passing mention of quails; the main emphasis is on the manna.

- |   |   |
|---|---|
| <p>6:1 This event occurred one month after they left Egypt. The route lay parallel to the Gulf of Suez, north of Mount Sinai.</p> <p>16:2 They had already forgotten God's power and provision (the Exodus itself and 15:22-25). They complained about not having enough meat and other food (Numbers 11:5) - they had forgotten how little they had as slaves. They seemed to blame Moses and Aaron for their predicament.</p> <p>16:4 The provision of food daily was a test of the Israelites' obedience.</p> <p>16:6 The provision of daily food would confirm God's saving purposes for Israel.</p> <p>16:7-10 Often God's glory and presence were seen in a dazzling light or cloud (cf. Exodus 19:9; 40:34-38, Acts 9:3-6).</p> <p>16:13 The common quail migrated regularly across the Sinai Peninsula from Europe to Arabia. They were often weary after their long flight. Their habit was to fly low</p> | <p>16:14 Manna in Hebrew can mean 'the what's its name'. It seems to have been a fine flake-like thing which had the taste of honey and could be ground and used in baking and cooking. There is one suggestion that it could have been produced by an insect that lives in that region and produces a honey-like substance in spring and early summer. However, the miraculous nature of this food is emphasised by the fact that it kept coming throughout the whole of the wilderness wanderings (40 years).</p> <p>16:18 This verse probably means that they shared the food communally (see Paul's understanding, 2 Corinthians 8:13-14).</p> <p>16:19-30 They were to trust for each day's needs and obey God.</p> <p>16:22 We are not sure about the measure, but it could be about 4 pints.</p> <p>16:23 'A holy Sabbath' - this is the first mention of this in Scripture (but the concept is there from Genesis 2:2-3).</p> |
|---|---|



16:29 It may be that they had not kept the Sabbath while in Egypt because they were slaves, even though the concept may have been known to their forefathers.

16:33-34 These verses state that the jar of manna was to be kept in front of the Covenant Box. Hebrews 9:4 states that the jar of manna was kept in the Covenant Box with Aaron's rod and the Tablets of the Law. The Covenant Box had not been built at this stage - Moses was given instructions for this on Mount Sinai (Exodus 25).

This is the first lesson of a series of 4 dealing with God's relationship with his people while they

### Lesson Plan



were on their way from Egypt to the Promised Land. You need a series of pictures showing the different things children need, e.g. different sorts of food, drink, toys, somewhere to live, etc. Make sure you include the children's staple foods such as bread, rice, etc. Ask the children to tell you what things they need to live happily. As they respond put up the appropriate picture. The younger children will probably need prompting with the pictures. Once the list is completed divide the pictures into 2 groups - necessities for life and others. Ask the children where their food comes from; parents, shops, farms etc. Ask them what they would do if they lived in a desert, where there was no food growing and no shops to buy it from. In today's true story from the Bible we will find out what happened to God's people when they ran out of food. Ask the children to listen carefully so that they can tell you at the end what food was provided and who provided it.

At the beginning of the story you need to set the context. If you have covered the lessons in Book 4 you can remind the children of what they learnt about Moses. If not you need to tell the children that God had rescued his people from slavery in Egypt and was taking them to the new land he had promised to give them. Point out the huge crowd of people of all ages. They had to walk to the new land, so it took a

long time. Tell the story. At the end of the story remind the children of the mighty acts of God in rescuing his people. Why didn't they remember and trust him for their present needs? Teach the memory verse. Go over the answers to the questions asked before the story. Talk about God being the same today. How does he provide for our need of food?

Pictures of food, drink, toys, etc. cut from magazines. Keep them for use next lesson.

### Visual aids



Pictures of Moses, Aaron, and quails from Visual Aids pages 78-81, people gathering manna from page 8. Kellogg's Frosties can be used for manna.

A map is helpful for the older children. Enlarge page 13 to A3 size. Add the journey to date. The map will be needed for the series.

### 3-9s

Photocopy page 8 for each child. Provide white punched out circles from a hole punch for the children to glue onto the picture as

### Activities



mannna. Colour the picture.

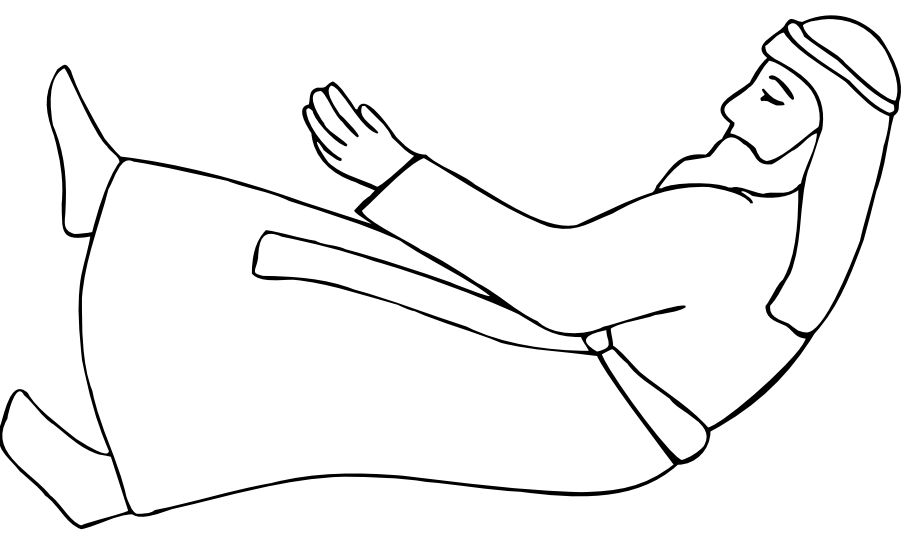
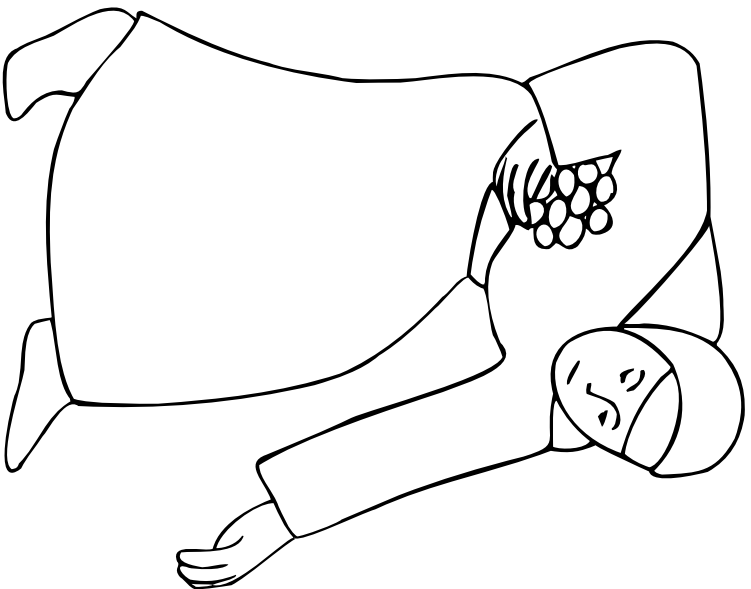

### 5-7s

Photocopy pages 9 and 10 for each child. Before the lesson cut out the pictures and arrow from page 9 and place in an envelope for each child. The children glue the pictures onto the appropriate place on page 10 and attach the arrow at X using a split pin paper fastener. Move the arrow round to point to the different foods, asking the children whether that food was the one God provided. The pictures can be coloured if time permits.

### 7-9s

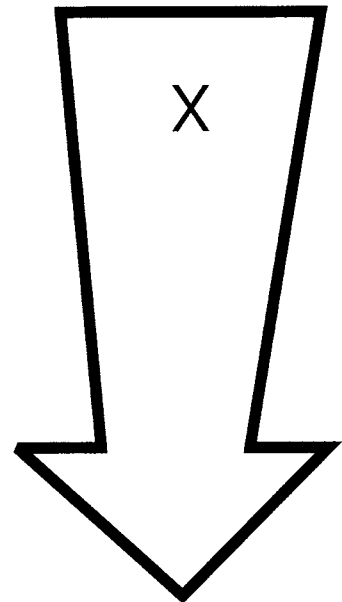




Photocopy pages 11 and 12 back to back for each child. Go through both pages as a class activity, so that the less able children do not get left behind.

God sent his people food when they were hungry in the desert.



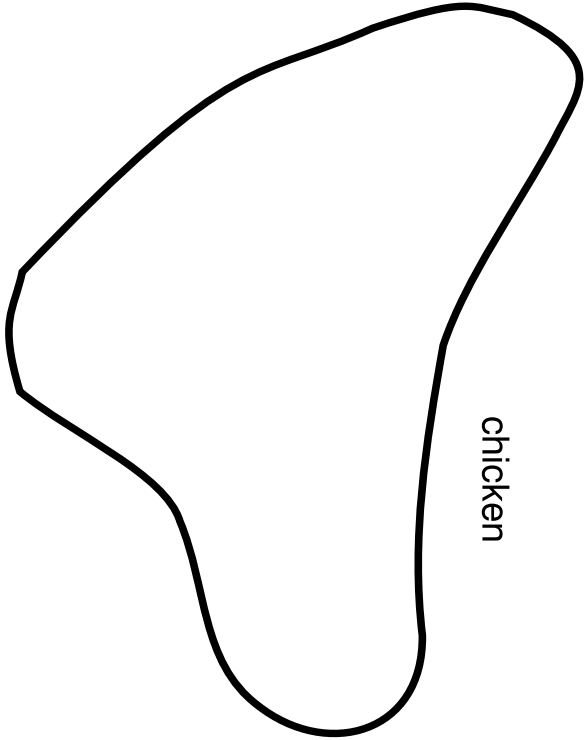
God will supply all your needs.

Philippians 4:19



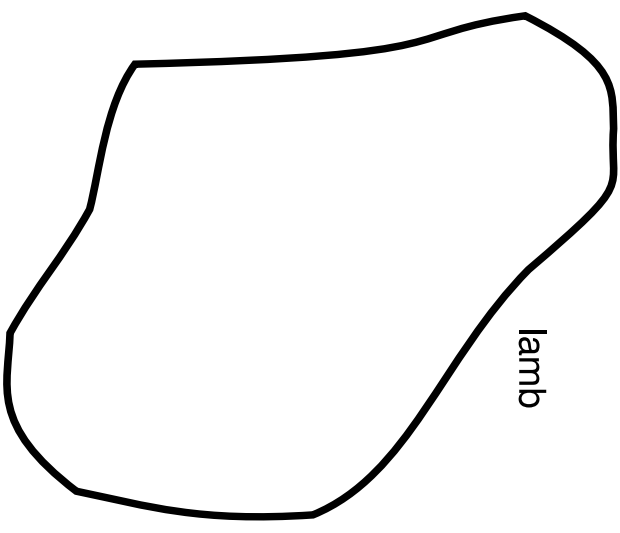
What did God give the Israelites to eat?

chicken

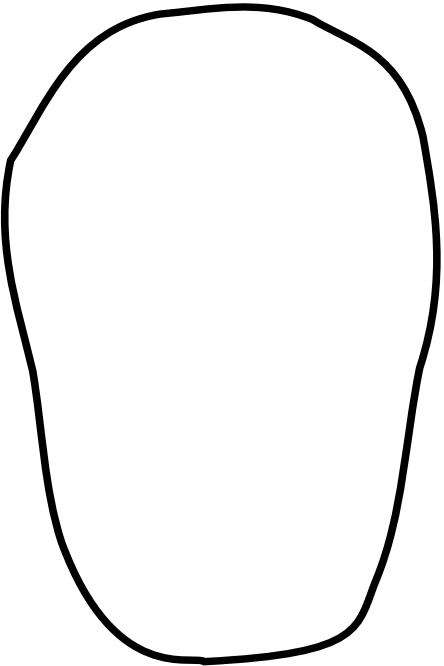


X

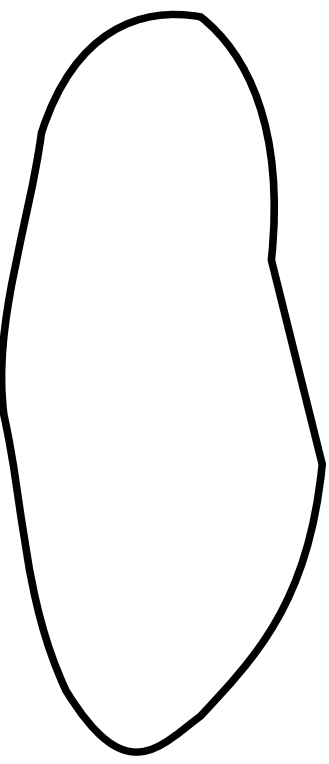
lamb




bread and honey



manna and quails




God will supply all your needs. **Philippians 4:19**



Today's true story is about God's people on their way from Egypt to the Promised Land. You will find it in your Bibles in Exodus 16:1-36.

Read the following statements and cross out all the false ones.

1. The Israelites grumbled because:
  - they missed their Egyptian friends.
  - they had had a wonderful life in Egypt.
  - they had had enough food in Egypt.
  - they were hungry and had nothing to eat.
  
2. The LORD said:
  - 'I will make food rain down from the sky.'
  - 'Gather as much food as you can.'
  - 'Any food left over can be kept until tomorrow.'
  - 'On Friday collect double the amount, because Saturday is a holy day.'
  
3. Moses and Aaron said:
  - 'God is not listening to you.'
  - 'When you complain against us you are really complaining against God.'
  - 'God will give you food morning and evening.'
  - 'God will only give you food if you obey him.'
  
4. God gave them turkeys to eat.
  - In the morning they drank gallons of dew.
  - In the morning something flaky covered the ground.
  - They called the flakes 'manna', which means 'what is it?'
  - They ate manna for 6 months.
  - Moses put a jar of manna in the Ark of the Covenant.



The Israelites grumbled and complained every time something went wrong. Follow the path through the maze to discover what they had forgotten. As you go write the letters in the blank spaces below.

↓	l	s	u	a	n	s	4	v
G	l	i	p	i	i	l	r	e
o	d	w	p	p	p	i	s	e
l	a	y	l	n	e	h	P	1
l	y	o	u	r	e	d	s	9

-----

-----



The Israelites grumbled against Moses and against God. They did not trust God to provide for them.

How did this affect their relationship

- with God?
- with Moses and Aaron?

