



Lesson 10

Jesus Stills the Storm

Lesson aim: to teach that Jesus has control over nature because he is God.

Preparation



1. Read Luke 8:22-25.
2. Answer the following questions:
 - what happens to waves when the wind drops? If you do not know, half fill a washing up bowl with water and rock it from side to side to produce waves. Stop rocking the bowl and see how quickly the water becomes calm.
 - in the light of the above could this occurrence have been a coincidence?
 - who was the miracle for - Jesus' followers or the crowd?
 - what did the miracle demonstrate about Jesus?
3. Think about the power of Jesus' words. Note the similarity with God's word of creation (Genesis 1:3,6,9,11,14,20,24,26).
4. Ask God to help you teach this lesson simply and enjoyably.
5. Choose and prepare visual aids.



Start by asking the children if they can remember who they have been hearing about - Jesus. Remind them about the previous 2 lessons.

Today we are having another story about Jesus. Jesus was very tired. He had been telling the people about God and making lots of sick people better. It was evening and Jesus said to his friends, 'Let's go across to the other side of the lake.'

So they climbed into the boat. Because Jesus was very tired he lay down and fell fast asleep. The men were rowing over the calm water to the other side of the lake. Suddenly they noticed that the sky was getting dark, the wind was blowing and the waves were getting bigger. Very soon they were in the middle of a big storm. The waves were coming into the boat. How do you think they felt? They were all very frightened and Jesus was still fast asleep. They didn't know what to

30

do, but they knew that if they woke Jesus he would help them. So they woke Jesus and said to him, 'Don't you care that we are all going to drown?' Jesus stood up and said to the sea and the wind, 'Be quiet - be still!'

Immediately the wind stopped blowing and the waves calmed down. Jesus said to his friends, the disciples, 'Why were you so frightened, wasn't I with you?' Jesus' friends were astonished. 'Who is this person?' they said. 'Even the wind and the waves do as he tells them.'

Stress the lesson aim at this point.

Prayer


Dear Lord Jesus, thank you that you are always there to help us. Amen.

Visual aids

Either pictures from a Child's story Bible or make a boat out of cardboard box, using a broom handle for a mast and a tea towel for the sail. Use your arms to show where the oars would go. As you tell the story use the boat. Rock it when it gets rough. Tell the children to blow hard at the sail during the storm, and to blow softly when the storm calms down.

Activities

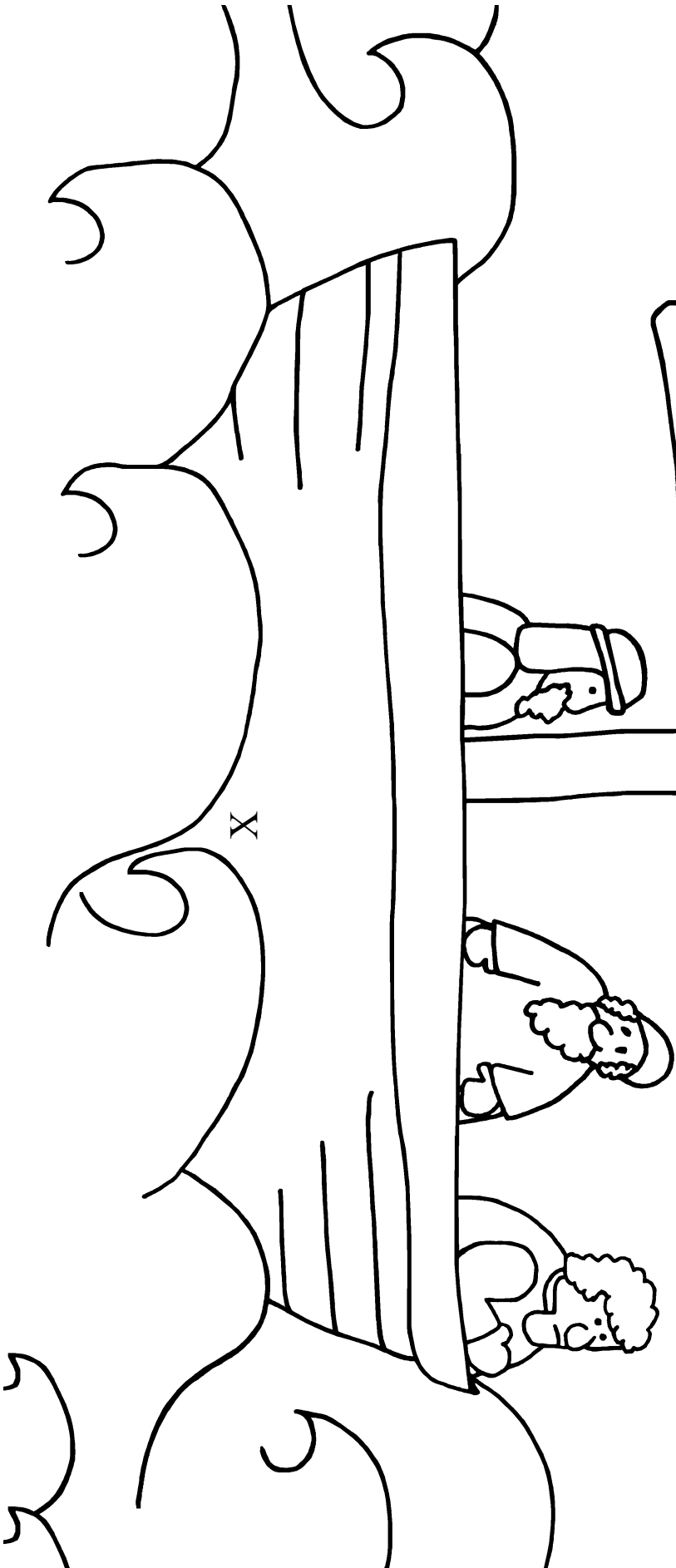
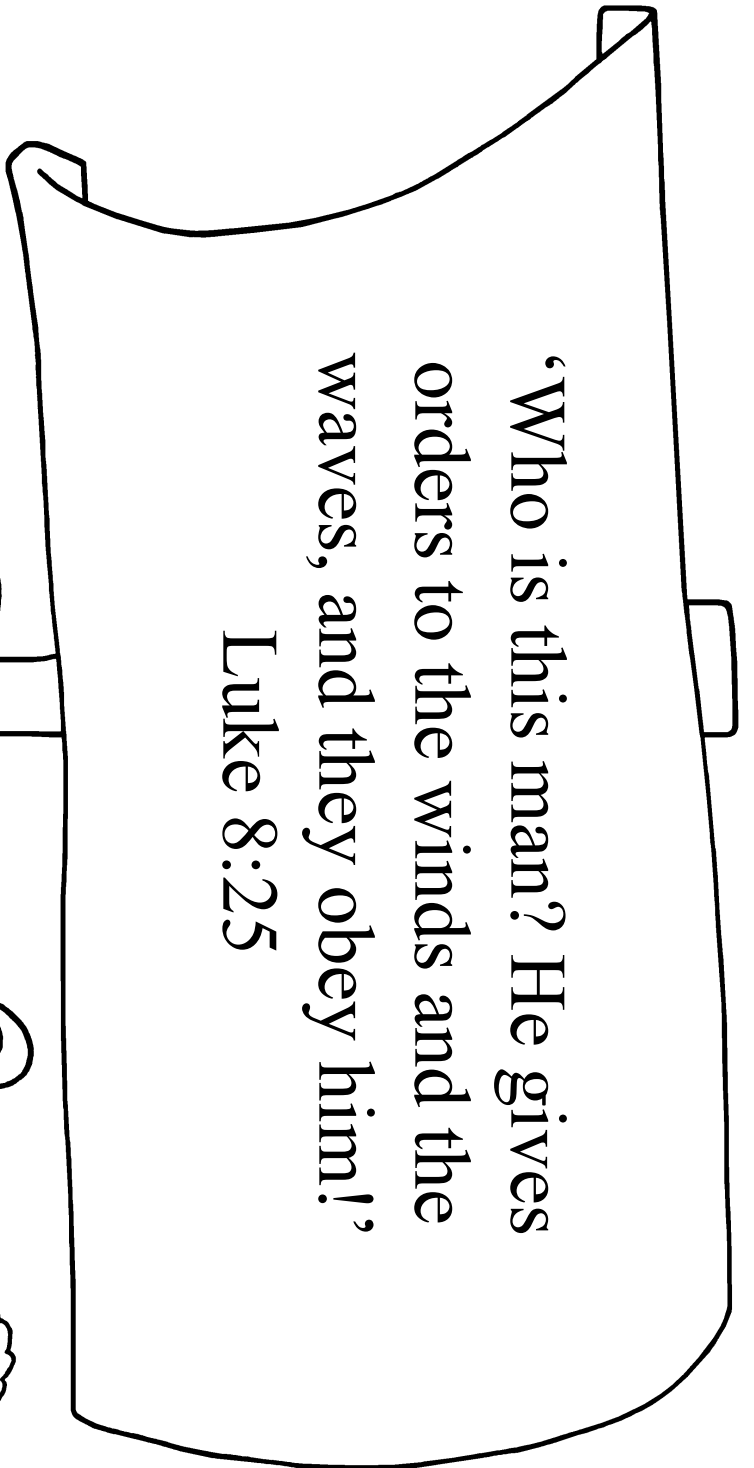
1. Each child requires page 31 photocopied on paper and 2 waves cut out of an A4 sheet of blue paper (see diagram).




Prior to the lesson cut off the end strip from page 31. The children colour the picture. Attach the waves to the front of the picture with a split pin paper fastener at X. The waves move up to show the boat during the storm and down to show what happened when Jesus commanded the waves to be still.

2. Make a flag. Photocopy page 32 for each child. The children colour the picture, then glue the left side of the picture around a

garden stick or length of dowel. Small pieces of blue paper can be glued onto the sea as a collage.





**‘Who is this man? He gives orders to the winds
and the waves, and they obey him!’ Luke 8:25**